

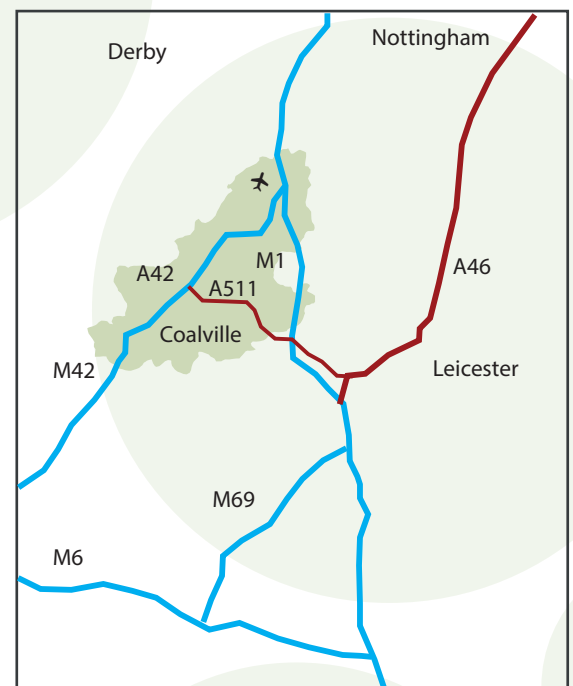
1. NORTH WEST LEICESTERSHIRE

North West Leicestershire offers the perfect environment for business.

A combination of good transport links, an adaptable workforce, strong support services and a number of strategically significant growth sectors have contributed to our district becoming one of the fastest growing areas in the country.

For investors looking at new opportunities, the area provides a wide range of suitable sites and premises at competitive prices.

All set within the heart of the National Forest against the backdrop of beautiful countryside, North West Leicestershire provides a balance between work, leisure and home.



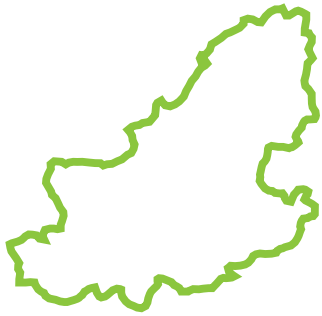
2. WHY CHOOSE NORTH WEST LEICESTERSHIRE?

- Based in the middle of the country, North West Leicestershire is located within close proximity to the regions three key cities:
 - 13 miles from Leicester
 - 18 miles from Derby
 - 26 miles from Nottingham
- London is only 110 miles away and under 90 minutes by train.
- Direct access to the national road network at the M1, M/A42 and the A50
- Home to East Midlands Airport
- At the heart of the National Forest
- Home to the East Midlands Strategic Rail Freight Interchange at SEGRO Logistics Park
- Home to the world renowned Donington Park Motorsports Circuit and the headquarters for Formula E
- Vibrant local centres such as the historic Ashby de la Zouch and Coalville
- Partnership working between the local district council and local employers, education providers, the Leicester and Leicestershire Enterprise Partnership, the Department for Work and Pensions and the National Forest
- Already home to 52 of Leicester and Leicestershire's top 200 businesses
- In the 2018 Grant Thornton 'Vibrant Economy Index' study, North West Leicestershire ranked in the top 20 percent nationally of all local authority areas in terms of prosperity.



3. NORTH WEST LEICESTERSHIRE OPEN FOR BUSINESS

Place



Great broadband coverage
96.3%

Excellent supply of **high quality commercial space** at competitive prices

One of the **highest performing** areas in terms of prosperity in the UK

East Midlands Airport largest pure **freight airport** in the UK



8.7 million

trees planted in the National Forest



M1 / A42 (M) / A50 run through the district

Forest cover now at

20% up from 6% 25 years ago

People



83% economically active – higher than national average



Home to over **100,000** people



universities within 30 minute drive

Over **43%** of residents have an **NVQ4** and **above**

Times 2018 Further Education awards winner Stephenson College



Third highest jobs density in the East Midlands

Over **80%** of residents have an **NVQ2** and **above**

Business



Home to 52 of Leicester and Leicestershire's

TOP 200 companies in 2018



Home to the **East Midlands Strategic Rail Freight Interchange**

Home to **4,250** businesses



Over 20% growth in Businesses Between 2010 to 2018

35% GVA growth **TOP 5%** performing district

Home to

Amazon | Marks and Spencer | McVities | Norton | Barrett Developments | Siemens | Plastic Omnium

4. LOCATION

- Situated at the centre of the UK
- At the heart of the UK road network served by the M/A42, the A50 and the M1 at junctions 22, 23, 23a and 24
- Train services from East Midlands Parkway to London and the north, with connections to Birmingham and Manchester
- Home to East Midlands Airport and within 30 minutes of Birmingham International Airport
- Located at the centre of the 'golden triangle' for large-scale logistics and distribution centres in the UK
- Settled within the National Forest.



5. THREE GEARS OF THE ECONOMY

Making the most of the area's strongest assets in terms of 'people', 'place' and 'business'.

1. People:

- North West Leicestershire has a resident population of over 100,000
- In the past 10 years, the district's population has increased at a faster rate than the region and the UK
- The district draws workforce from a labour pool of over 1 million connected in from the wider region
- Economic activity rates for the district stands at 85% – higher than both the East Midlands (77.9%) and Great Britain (78.4%)
- The percentage of the district's working age population with an NVQ4 or above stands at 43.5% - again higher than the regional and national averages.

2. Place:


- Our location and environment has been a considerable driver for the economy of North West Leicestershire, in terms of natural resources, natural assets and the location of national and international transport links
- The district lies at the heart of the National Forest and boasts a number of leisure and visitor attractions and facilities such as Donington Race Circuit, the 1620s House, Moira Furnace, Conkers Visitor Centre and Ashby Castle
- Much of the district remains rural in character within attractive countryside. The principal town is Coalville and smaller settlements are found at Ashby de la Zouch, Castle Donington, Ibstock, Kegworth and Measham
- There is further planned housing growth at both Money Hill in Ashby and at South East Coalville, comprising of over 5,000 new homes.

3. Business:

- There are 4,250 businesses in North West Leicestershire, an increase of over 20% since 2010
- North West Leicestershire is home to major national and multi-national businesses as well as growing indigenous SMEs and new business start-ups
- 52 of the largest 200 companies in Leicester and Leicestershire are based in North West Leicestershire, indicating that the district is one of the most dynamic places to do business.

6. THE NATIONAL FOREST

- The National Forest is one of Britain's boldest environmental projects that enabled the creation of a new forest across 200 square miles of Leicestershire, Derbyshire and Staffordshire
- The continued growth and management of the forest makes it accessible so that it benefits businesses, residents and visitors alike
- Creating a woodland culture in the National Forest provides a quality of life and green spaces that give lasting benefits for generations to come
- North West Leicestershire combines the benefits of high quality and modern floorspace with world class transport infrastructure for your business against the backdrop of beautiful countryside and the developing National Forest.



7. EAST MIDLANDS AIRPORT

- East Midlands Airport is an international gateway that connects the Midlands and the wider UK into the global economy
- The airport is the UK's busiest pure cargo airport, handling over 350,000 tonnes of flown cargo every year
- The airport is the UK hub for DHL and UPS, and the support operations for both TNT and Royal Mail in the region
- The airport and its associated businesses employ approximately 8,000 people
- With room to grow, the airport's thriving cargo facility is expanding to meet the demands of businesses, importers and exporters.



8. A511 GROWTH CORRIDOR

- Between the M1 junction 22 and A42 junction 13, the A511 growth corridor connects Bardon Industrial Estate and the towns of Coalville and Ashby de la Zouch
- Within the corridor, there are vibrant industrial estates and business parks offering a variety of business premises
- The corridor has an incredibly diverse scale of local employers including: Aggregate Industries, Amazon, Antalis, Ashfield Health Care, Barratt Developments, Bott, Ceva Logistics, Davidsons, DHL, Fisher German, HK Wentworth, Hill Rom, Hormann, Matsuura, Plastribution, Roca, Siemens, Stephenson College, Tulip, Wilson Vale, Winbro and many, many more



9. EDUCATION AND TRAINING

- North West Leicestershire is surrounded by six universities – all within a 30-minute drive: The University of Leicester, De Montfort University, Loughborough University, University of Nottingham, Nottingham Trent University and the University of Derby. Each university is keen to engage with local businesses on research and development, and can also provide a wealth of work-ready graduates
- Stephenson College is a further education college based in Coalville – housed in a state of the art modern campus and considered to be one of the best designed and up-to-date colleges in the country. Widely known for its engineering and construction courses, the college offers a wide range of courses and qualifications, including all levels of apprenticeships. Companies such as Barratt Developments, Volvo and Ryder have all chosen the college as their apprenticeship provider
- North West Leicestershire is served by the Leicester Employment Hub, which works directly with local businesses to help with their employment, apprenticeships and training needs
- The district has an excellent range of primary, middle and high schools in both urban and rural centres, along with a number of specialist schools.



10. TOP BUSINESSES IN LEICESTERSHIRE

In 2018 the Top 200 Leicestershire businesses were published by the Leicester Mercury through work undertaken by De Montfort University. Fifty-two of the Top 200 businesses are based in North West Leicestershire, indicating that the district is one of the most dynamic places to do business.

Name	Sector	Staff	Turnover
Barratt Developments	Construction	6,214	£4,650,200,000
Bloor Holdings / Triumph	Construction and motorcycles	3,230	£1,442,492,000
Aggregate Industries	Quarrying	3,358	£1,179,198,000
Breedon Group	Quarrying	2,181	£652,400,000
Ibstock Brick	Brick Manufacturer	2,683	£434,687,000
Ceva Logistics	Warehousing and distribution	3,953	£394,488,000
Available Car	Motor Sales	717	£340,837,000
Plastic Omnium Automotive	Plastic manufacturer	738	£330,151,000
Refresco Drinks Ltd	Soft drinks	938	£241,364,000
Logson Group	Packaging businesses	950	£200,000,000
BMI Regional	Airline	987	£182,080,000
Aceso Healthcare Group	Healthcare services	863	£160,762,000
MWUK	Clothing manufacturer	678	£144,285,000
Ceva Freight	Air & sea freight	307	£140,677,000
Davidsons Developments	Housing developer	158	£114,468,000
EMH Group	Housing	1,069	£101,200,000
Lafarge Caudon Ltd	Cement Supplier	650	£81,242,000
Pall-Ex Group	Haulage and logistics	328	£73,571,000
Ashfield Healthcare	Medical staff services	1,087	£72,145,000
Plastribution	Plastic materials	72	£70,055,000
Harlow Bros Holdings	Timber Merchants	418	£66,779,000
HAE Global Limited	Freight air transport	190	£60,411,000
Kent Pharmaceuticals	Pharmaceutical supplier	68	£59,822,000
Konecranes Demag UK	Crane Supplier	459	£58,908,000
Wade Group	Furniture Manufacturer	636	£57,191,000
Paul John Construction	Building engineers	72	£55,504,000

10. TOP BUSINESSES IN LEICESTERSHIRE

Name	Sector	Staff	Turnover
Hormann (UK)	Industrial doors supplier	136	£55,090,000
East Midlands Airport	Air transportation	542	£52,665,000
Beumer Group UK	Materials handling services	99	£52,080,000
Moran Logistics	Logistics and storage	295	£48,490,000
Roca Ltd	Bathroom fixtures	92	£47,038,000
Fannin (UK)	Laboratory equipment	72	£40,869,000
Forest Holidays Group	Holiday organiser	635	£36,520,000
Cellar Trends Holdings	Branded alcoholic drinks	75	£35,188,000
Homag UK	Woodworking Machinery	68	£34,554,000
PKF Cooper Parry Group Ltd	Accounting, auditing & financial	396	£32,026,000
Caetano UK	Coach Distributor	15	£30,871,000
TDP Textiles	Apparel Supplier	143	£30,368,000
Wilson Vale Catering	Catering	726	£30,366,000
HBB Relocation Services	Real Estate	10	£30,347,000
Motors (Coalville)	Ford Dealership	36	£27,866,000
CMS Cepercor Ltd	Crushing equipment supplier	75	£27,830,000
Vitax (Synchemicals)	Horticultural Chemical Supplies	210	£25,577,000
Charterhouse Holdings PLC	Clothing and footwear	91	£27,165,000
CET Group Holdings	Infrastructure Support	302	£27,148,000
AB Produce	Fruit and vegetables	132	£26,257,000
J A Ball	Construction	30	£25,990,000
Matsuura Machinery	Machine tools supplier	68	£24,266,000
Winbro Group UK	Gas Turbine supplies	175	£24,050,000
HK Wentworth	Chemical manufacturer	215	£23,591,000

11. SUPPORT FOR BUSINESS RELOCATING

- A dedicated **single point of contact** from NWLDC to support your potential relocation
- **Tailored support** to businesses looking to grow or locate in the district
- **Local knowledge**, including a comprehensive portfolio of potential sites and premises, to help you find the right place for your business
- **Assistance with your business case** for expansion or relocation, providing up to date statistics and market information
- A number of business-to-business **peer networking groups** across the district which we can introduce you to and help you launch your business in the North West Leicestershire business

community

- As the local planning authority, NWLDC offers qualified **planning, building control and regulatory advice**
- Through the Leicestershire Business Gateway we can help you to access a **comprehensive business support** service for all aspects of business growth, including access to funding
- **Support to families and dependants** who move with the company. We can assist with information regarding local schools, housing requirements and quality of life for any staff who may be moving with the company into the area.

